

Reception Curriculum Blog

Autumn 2 2023



Dear Parents and Carers,

We are excited to share the next half term with you. The theme for learning in Autumn 2 is 'Celebrate With Me'. There are 2 local walks planned that we hope you will be able to join us on. The first is in week 2 when we will explore the seasonal changes in the local environment and walk to The Dipping and Chadwell Road cemetery. The second is in week 4 when we will walk to our local library in Blackshots Lane and listen to a story. Our Christmas Nativity performances will be in week 6. We encourage the children to choose the role they would like to play in the Nativity performance. We will share more information about the Nativity nearer the time on our ClassDojo pages including ideas for costumes.


We look forward to seeing you at our parent consultation evenings and continuing to build a strong partnership with you to achieve the best outcomes for your child.

If you have any questions, please feel free to ask us on ClassDojo.

Warmest wishes,

Mrs Wade, Miss Donaldson, Miss Roberts and Miss Payne

Personal, Social and Emotional Development



The PSE curriculum is split into 3 different threads. Here we explain the learning focus for each.

The Self-Regulation focus is for the children to see themselves as a valuable individual. To be able to express their feelings and consider the feelings of others. This is supported by our No Outsiders book, You Choose, which encourages children to be brave in their choices and not just follow the crowd. We will be helping them to show resilience and perseverance in the face of challenge especially when using clay to make Diya lamps.

The Managing Self focus is to become more independent when managing their own needs including dressing and undressing with zips and buttons and finding their own belongings with minimal adult support. We will also be teaching important safety messages about fireworks and road safety ready for our local walk trips.

The Building Relationships focus is to build constructive and respectful relationships especially when working collaboratively to build a Sukkot and create a class scarecrow bride and groom. We will encourage the children to identify and moderate their own feelings socially and emotionally. We will have opportunities to think about the perspectives of others during our festival discussions. The children will be able to express their feelings and consider the feelings of others by making and sending cards to each other in the role play Christmas post office.

Communication and Language




This half term, we are continuing to develop the children's confidence in expressing themselves effectively. This half term we aim to continue to give opportunities for the children to develop their own stories, with a celebration focus. We encourage children to share and explore their own ideas about celebrations that have experienced personally and develop fictional narratives about those that they haven't. There will be more of an emphasis on the children re-telling stories without the use of props or pictures.

We will also be focussing on developing understanding in the language of comparison, as this ties in very nicely with our maths topic.

During the festive period we will also be practising for a Christmas production, where we will learn the words, and Makaton signs to maximise inclusivity for the performance. There will be a great variety of songs, and the children and adults always work extremely hard to make it a fun and engaging time for the children and especially the parents and carers to enjoy.

Physical Development






Physical development is split into 2 different areas, 'Fine Motor' and Gross Motor'.

Our gross motor curriculum focus is to revise and refine the fundamental movement skills they have already acquired: - rolling - crawling - walking - jumping - running - hopping - skipping – climbing. This half term we can combine these movements in a more graceful and fluid way in response to music. We will dance as fireworks and listen to and dance to different festival music. We will continue to develop their core muscle strength to achieve a good posture when sitting at a table or sitting on the floor. We all participate in a yoga session once a week building strength and control of our gross motor movements.

Our fine motor curriculum focus is to confidently and safely use a range of small apparatus indoors and outside, alone and in a group. We seek to develop a good pressure pincer grip by using a variety of small parts such as pegs, threading beads, clothes pegs, stones and other natural objects. We have a daily dough disco session using playdough to develop the strength and dexterity in our fingers, wrists and hands. We teach the children to hold scissors correctly and make snips in paper. We will develop a tripod grip in a dominant hand to hold pens, pencils and paintbrushes. We teach the correct formation of letter sounds as they are introduced. At this stage we only use capital letters at the start of a name.

Literacy



This half term, the focus is sharing celebrations and we have chosen six high-quality texts that explore a diverse range of cultural celebrations. Through these stories we will be introducing the children to exciting new vocabulary, developing children's awareness of story structure and writing stories as individuals and groups.

Week 1: Bonfire Night by Eliza Berison

Bonfire Night By Eliza Berison is a rhyming story beginning with a mysterious letter arriving at the children's home. Fun and games ensue as the children follow the instructions in the letter to recreate some of the traditions and activities from Bonfire night.

Week 2: Diwali Story book for kids by Pratap L. Bhardwaj




This independently published book, is aimed at introducing your child to the ideas, traditions and stories that are the cornerstones of the Diwali celebrations.

Week 3: Room on the Broom by Julia Donaldson

"Room on the Broom" is a beloved children's book written by Julia Donaldson and illustrated by Axel Scheffler. The story is about a kind and generous witch who travels on her broomstick and invites various animals to join her on the broom. Along the way, the broom becomes overcrowded, and the witch's hospitality is tested when they encounter a dragon. The book teaches important lessons about friendship, sharing, and teamwork, while also offering a delightful and rhyming narrative that captivates young readers. It's a wonderful story for children and parents to enjoy together.

Week 4: The Scarecrows Wedding by Julia Donaldson

"The Scarecrows' Wedding" is another delightful children's book written by Julia Donaldson and illustrated by Axel Scheffler. This heart-warming story follows the love story of two scarecrows, Betty O'Barley and Harry O'Hay, who decide to have a wedding. However, their plans face a series of humorous obstacles and challenges, including the interference of a jealous and cunning farmer. The book beautifully conveys themes of



love, determination, and the power of working together. With its engaging rhymes and charming illustrations, it's a perfect choice for young readers and their families.

Week 5: The Nativity

Journey with Mary and Joseph to Bethlehem to celebrate the birth of Jesus with this charming retelling of a traditional Christmas story. A wonderful introduction to the Nativity for young readers, this beautifully illustrated storybook is one to treasure at Christmas.

Week 6 and 7: The Jolly Christmas Postman by Allan and Janet Ahlberg

"The Jolly Christmas Postman" by Allan Ahlberg is a beloved children's book that adds a festive twist to the adventures of the original "The Jolly Postman." In this Christmas-themed story, the Jolly Postman delivers mail to various fairy-tale characters on Christmas Eve. Along the way, young readers get to open envelopes and read the letters, cards, and surprises meant for characters like Humpty Dumpty, Cinderella, and more. This interactive and beautifully illustrated book engages children with its enchanting holiday spirit, making it a perfect choice for families to enjoy during the Christmas season.

Reading

The Set 1 sounds will be reviewed with your child every day. Your child has now been introduced to sounds with 2 letters. These are called di-graphs and in school we call them special friends. Watch the video to find out how to help support your child with learning to read di-graphs. We will read the Word Time words from 1.1 to 1.7. You can help by practising at home with the handwriting sheets, you now have the full set.

- How to say the sounds

<https://schools.ruthmiskin.com/training/view/kCOblepF/kkR85YVs>

- Reading the di-graphs with your child

<https://schools.ruthmiskin.com/training/view/Rn8QMRbz/RB9VPS2Z>

Reading at home

Book change over day is Tuesday. However, please bring ensure your child brings their book bag to school every day, 'Every day is book bag day' is our mantra. Your child will bring home a book they have chosen. This book is for an adult to read to your child and talk about the story. Please record these shared reading experiences as well as any other bedtime story sessions you have with your child on your Boom Reader App.

Once your child is confident in recognising and saying the sounds we will send home sound blending books. These books have words that contain the sounds your child can recognise and say. Encourage your child to read these daily to you and record them on the Boom Reader App.



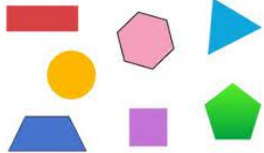







- Sound blending

<https://schools.ruthmiskin.com/training/view/Ok7hENea/pSNn8d8K>

- Sound blending books

<https://schools.ruthmiskin.com/training/view/luDW3RqY/7J0QTLzw>

The next stage in your child's reading journey is to move onto Red level books. These books have very simple phrases for your child to read. Encourage your child to frog talk then read the word to you. Your child will also meet what we call 'red' words in these books. Red words are words that do not follow the rules and cannot be frog talked words like **the I put**. We teach the children to recognise the shape of these words and read them from memory.


	<ul style="list-style-type: none"> Red Level books https://schools.ruthmiskin.com/training/view/k3o3zaxG/1eFp3fP1
<p>Mathematics</p>   	<p>In Autumn 2, we will start to explore and learn all about numbers 1,2,3,4 and 5. We will start by finding numbers 1, 2 and 3 before then going onto subitising and representing the numbers. As we become secure on our knowledge of numbers 1,2 and 3, we will start to explore 1 more and 1 less of a given number. We will be using lots of practical equipment to support us through this unit. As we move on to week 3, we will start to explore numbers 4 and 5. We will follow the same learning pattern as we did for numbers 1, 2 and 3. First we will find the numbers, subitise, represent and then explore 1 more and 1 less. As we approach week 5 and 6, we will be exploring shapes. We will identify a shape, learn the shapes name, explore facts about the shapes, for example, how many sides the shape has, before moving on to find those shapes in our learning environment. The first two shapes we will focus on will be circles and triangles, we will then move on to shapes with 4 sides.</p>
<p>Understanding the World</p>   	<p>The Past and Present focus is to compare and contrast characters from stories, including figures from the past such as Guy Fawkes, Rama and Sita and Jesus. We will also comment on images of familiar situations in the past such as weddings.</p> <p>The People, Culture and Communities focus is to understand that some places are special to members of their community. We will also recognise that people have different beliefs and celebrate special times in different ways.</p> <p>The Natural World focus is to make observations of seasonal changes in our local environment at The Dipping and Chadwell Road Cemetery and in the school environment.</p>
<p>Expressive Arts and Design</p>    	<p>This half term our focus on the 'Being Imaginative and Expressive' area of the curriculum involves 3 different role-play scenarios. We begin with an Indian restaurant role play in the indoor classrooms. In week 3, the indoor role play changes to a witch's cupboard role play so we can create spells just like the witch in our book 'Room on the Broom'. We hope to use conkers, acorns and other natural objects as our spell ingredients. In week 5, the role play area changes again to become a Christmas post office for 'The Jolly Christmas Postman'. Here the children will be encouraged to write their own cards and wrap their own parcels as well as decorate the Christmas tree. In the outdoor classroom the home corner remains for the half term with some Christmas enhancements being added in week 5. This half term also allows us to be expressive in our response to music with dance to represent fireworks and celebrations. We will be working hard to learn our songs and dances for the Nativity performances. There will be two performances, one in the morning and one the following afternoon. We look forward to seeing you there.</p> <p>The 'Creating with Materials' focus for this half term is to continue to explore, use and refine a variety of artistic effects to express their ideas and feelings. We will be creating poppies for a Remembrance display. We will use clay to create Diya lamps and Christmas tree decorations. We will create our own festival decorations to celebrate with our friends. We will work together to make a class scarecrow bride and groom.</p>

Religious Education



During this half term we will be focussing on the question, Which times are special and why? In week 1 we discuss special times the children have celebrated including birthdays, bonfire night and weddings. In week 2 we learn about the Hindu celebration of Diwali. Week 3 has a focus of the Jewish festival Sukkot. In week 4 we think about what happens at Christmas for Christians and why. In week 5 we reflect on the similarities and differences of the festivals we have studied so far. In week 6 we learn about the Jewish festival of Hanukkah.

Computing



This half term we will be introducing the children to music algorithms and then debugging and improving the algorithm they have created. Following this we will be developing their drag, drop, touch and click skills to navigate and use an e-book.

Ideas to support your child's learning at home linked to our areas of learning this term:

Remember to share and upload your own observations of your child's learning at home on their Tapestry account. Observations such as riding their bike or helping to lay the table and cook a meal for the family are all wonderful learning experiences you might share at home that we would love to see in school.

Supporting videos and read aloud versions of Weekly texts:

Week 1: Bonfire Night: <https://www.bbc.co.uk/cbeebies/watch/my-first-festivals-bonfire-night>

Week 2: Diwali: <https://www.bbc.co.uk/cbeebies/watch/lets-celebrate-diwali>

Week 3: Room on the Broom: <https://www.youtube.com/watch?v=PHxGe44wSCI>

Week 4: The Scarecrows wedding: <https://www.youtube.com/watch?v=UIHLnnJ-uFc>

Week 5: The Nativity: <https://www.bbc.co.uk/cbeebies/watch/presenters-nativity-story>

Week 6 and 7: The Jolly Christmas Postman: <https://www.youtube.com/watch?v=p2ZHDwlkLkM>

Helping your child to read at home

- How to say the sounds

<https://schools.ruthmiskin.com/training/view/dyeJwBH3/J5iSBssi>

- Reading the stretchy sounds with your child

<https://schools.ruthmiskin.com/training/view/oTY7Cm4i/spu3vDXK>

- Reading the bouncy sounds with your child

<https://schools.ruthmiskin.com/training/view/rh4rRCct/V5MkEDwp>

Helping your child with fine motor skills at home

<https://www.twinkl.co.uk/blog/supporting-your-child-at-school-with-fine-motor-control>

<https://mylittlelearner.co.uk/blogs/blog/activities-for-fine-motor-skills>

<https://www.iow.nhs.uk/Childrens-Therapies/Childrens-OT/Handwriting-and-fine-motor-skills>

Making homemade playdough

<https://www.bbc.co.uk/tiny-happy-people/homemade-playdough/z4tdd6f>

Activities to try at home

<https://www.bbc.co.uk/tiny-happy-people/4-to-5-year-old-child-development-activities>

Homework Project – Children are asked to complete the project below.

Please complete and upload Homework projects by Friday 8th December. Homework projects will be celebrated and shared in class from Monday 11th December.

We will be sending you links to a Tapestry activity for our homework project. This activity is called Celebration Cooking.

We recognise that food and cooking is an important part of all the festivals and celebrations we will be learning about. We would like you to prepare and cook something at home with your child. This could be linked to a family celebration or simply a family favourite. Share the food together at home and upload the photographs and comments onto your child's Tapestry account. The food can be as elaborate or simple as you wish.