

# YEAR 1 Curriculum Blog

## Autumn 2 2023



Dear Parents and Carers,

Welcome back to our second half term. Once again, through this curriculum blog we hope to keep you informed and engaged with your child's learning journey. With your continued help and support, we hope to develop enthusiastic and curious learners.

Our topic title for this half term is 'Inspirational People'. Below you will find details of all the areas your child will be focusing on, along with some ways you can support your child with their learning. We look forward to working with you this year to support your child to achieve their potential.


Should you have any questions or need any clarifications, please do not hesitate to contact us via Class Dojo.

Kind regards,  
Mrs Smith, Miss Orchard and Mrs Ahmet

### English



Our first text this half term will be 'The Queen's Hat', a charming and witty tale where a sudden gust of wind sets off a marvellous London adventure for the Queen, her guards and one very special hat. Following the determined queen through the zoo, across Tower Bridge and up Big Ben we finally discover where the hat lands. Our second text is 'Bold Women in Black History,' an inspiring information book that shows how a determined nature, ambition and hard work can make important change in the world. We will focus on a few of these women for our writing but will read and learn something about many more.

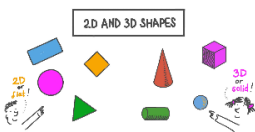


Using these texts as their stimuli, the children will focus on structuring clear sentences ensuring they rehearse their ideas orally first before writing. They will work on remembering to use capital letters, finger gaps and full stops and will continue to develop the vocabulary they include in their sentences using the 'Write Stuff' lenses. At the end of each writing unit the children will have the chance to produce an independent piece of writing applying all that they have learned.

### Mathematics



Last half term, the children started their addition and subtraction unit. They began looking at the part whole model and started to write simple addition number sentences recognising that + and = were important symbols to use. This half term they will continue exploring the part whole model and will learn to use the - and = symbol when writing simple subtraction number sentences. They will learn their number bonds within and for 10 and will learn how to work in a systematic manner to find number bonds. Within maths sessions, they will learn to use a variety of resources to support their addition and subtraction work including number lines, counters, Numicon, and pictorial representations.





They will also complete a geometry unit focusing on recognising and naming simple 2D and 3D shapes and sorting them based on their properties. They will also create patterns using 2D and 3D shapes.



Please log in to Numbots to further support maths learning. Contact your class teacher via Class Dojo if you need any help with this.

<p><b>RWI</b></p>  	<p>The children will continue their RWI journey using the systematic approach they began in Early Years. Every day, they will focus on consolidating their existing phonic knowledge as well as learning new sounds. They will read phonically decodable texts at an appropriate level and will work on developing their speed and accuracy when reading.</p> <p>To further support your child at home, please access the fantastic books on our school website as well as on the Oxford Owl website and encourage your child to read the school texts sent home at least three times in the week. Remember to encourage your child to read daily and please log all their reading on BOOM READER, including any texts from home or the library you may share.</p>
<p><b>Science</b></p> 	<p>The children will continue their exploration of the seasons this half term. They will learn how animals and humans are affected by the seasons and will build on their understanding of how the seasons impact on day length. They will continue to spend time outside exploring the field and school grounds to find evidence of which season we are in and will be encouraged to explain how they know. They will explore different ways of collecting and representing data and will focus on the clothing worn in the season they are currently in. Finally, they will demonstrate their understanding of the seasons using a variety of media.</p>
<p><b>Computing</b></p> 	<p>During our 'Moving a robot' unit, the children will be introduced to early programming concepts. They will explore using individual commands, both with other learners and as part of a computer program. They will identify what each command for the BeeBot does and use that knowledge to start predicting the outcome of programs. They will also be introduced to the early stages of program design through the introduction of algorithms.</p>
<p><b>History</b></p> 	<p>The focus of our history unit is exploring significant people from the past and the children will be learning about Queen Victoria and Queen Elizabeth II. They will respond to key questions such as 'Who was Queen Victoria?' and will explore picture sources to gain information about the different time periods. They will look at the achievements of both monarchs and changes within each period. They will focus on the lives of children during both reigns and will be asked to consider at which time they would have liked to live and why.</p>
<p><b>Art</b></p> 	<p>Our art focus this half term is watercolour. Children will have the opportunity to explore watercolours and become familiar with what they can do when using different techniques such as creating a wash, working wet on dry and wet on wet. They will also use other media such as pens, pencils, and crayons to build upon their artwork and discover how each reacts with their watercolours. They will look at examples of work by Paul Klee and Emma Burleigh and will share their responses to their work with others.</p>
<p><b>Music</b></p> 	<p>In our music lessons this half term, all the learning is focused around two songs 'Rhythm in The Way We Walk' (Reggae style) and 'Banana Rap' (Hip Hop style). Children will build on their previous learning about the differences between pulse, rhythm, and pitch. They will learn to listen and appraise other styles of music and continue to embed the interrelated dimensions of music through games and singing.</p>
<p><b>PSHE/RSE</b></p> 	<p>We will be continuing to use the 'No Outsiders' scheme alongside our existing PHSE/RSE curriculum. Using a picture book to spark conversations and questions, children will continue to explore diversity and community cohesion.</p> <p>The focus of our PSHE/RSE scheme is safe relationships. As part of this they will look at what it means to keep something private, watching the Pantasaurus video to support their understanding. They will explore the difference between good and bad touches and will learn how to respond if a touch makes them feel uncomfortable or unsafe. Finally, they will learn how to give and not give permission.</p>

<p><b>RE</b></p> 	<p>Our RE focus is 'How and why do we celebrate special times?' looking at both Christian and Jewish festivals. They will begin by thinking about what a celebration is and will consider examples of celebrations they may have experienced. They will then focus on the Christian festival of Christmas, listening to the Christmas story, focusing on symbols linked to the festival and considering how different people celebrate Christmas. They will then look at the Jewish celebrations of Passover and Hanukkah and will make comparisons between each festival. The children will have opportunities to share their learning through drawing, writing and role play.</p>
--	---

<p><b>PE</b></p> 	<p>PE for Year 1 will be on <b>Thursday</b> each week. We ask all children to wear the LTPS PE kit, which is a plain white T shirt and navy shorts or tracksuit bottoms with black trainers. All jewellery must be removed. Hair must be tied back. NO football kits of any description please.</p> <p>Our topics in PE this half term are gymnastics and ball skills. The children will have the opportunity to improve their hand eye coordination, balance and spatial awareness as well as developing their upper body strength and flexibility through their work in gymnastics. The ball skills topic is designed to enhance their physical development, coordination, and teamwork abilities. They will learn how to control a ball while moving (dribbling), use hand-eye coordination to hit objects with a racket or hand (hitting) and accurately kick a ball (kicking).</p>
--	---

**Ideas to support your child's learning at home linked to our areas of learning this term:**

- ✓ Read daily and log this on Boom Reader.  
<https://www.oxfordowl.co.uk>
- ✓ Practise weekly spellings. Once you know them, put your spelling word into a sentence and write it remembering to start your sentence with a capital letter, use finger gaps between your words and end your sentence with a full stop. These are tested in RWI sessions each week.
- ✓ Regularly practise number facts on Numbots.
- ✓ Continue to practise number bonds for 5, 6, 7, 8, 9 and 10.
- ✓ Practise ball skills at home dribbling, hitting, or kicking a ball in the back garden or on the field.

**Homework Project** – Children are asked to choose one of the projects below to complete. Please complete and return Homework projects by **Friday 8<sup>th</sup> December**. Homework projects will be celebrated and shared in class **from Monday 11<sup>th</sup> December**.

- 1. Write a fact file about Queen Victoria or Queen Elizabeth II:** Choose a queen to research and gather information about. You can include information about their family, their childhood, things they liked doing. You can choose to present your findings using pictures, drawings, or make a short oral presentation to the class at the end of this half term.
- 2. Create a collage:** Using the outline of one of the queen's heads, find or create images from their reign to fill the space. This could be key events, inventions, objects from the time, members of their family or anything else relevant to the queen you have chosen.



- 3. Create a poster about an inspirational person:** Choose someone who has inspired you – this could be anyone from an astronaut to a nurse to a sports person. Include a picture of the person and objects to represent what amazing things they have done and why they have inspired you.

- 4. Sing a song from your favourite celebration:** Learn a song from your favourite celebration to perform to the class, you could even play an instrument as well.

**5. Perform a robot inspired dance:** Be inspired by our work with BeeBots and create a dance focusing on simple forward, backward and turning movements. You could think about how your arms would move and what expression your face might show.

**6. Design a crown fit for a king or queen!** If you were king or queen, what would your crown be like? Consider what jewels you would include. What colour would it be? Does a crown have to be gold? Would it have fur or velvet? Would it be tall or short? Would there be points or curves? Would it include feathers? Could you add something you particularly like to your crown?

