



ROAD SAFETY





Can you name these crossings?




Zebra crossing




- **Zebra crossings have black and white stripes, just like a zebra!**
- **Traffic should stop if drivers see you waiting to cross.**
- **Wait on the pavement until all the traffic has stopped.**
- **When it is safe to do so, walk straight across the crossing.**
- **Make sure you keep looking and listening for traffic as you cross.**
- **It's polite to smile and say thank you to the drivers.**

Pelican crossing







- Pelican crossings have a green  and red  man signal and a **WAIT** box
- When you want to cross, push the button and wait for the green  man signal on the post on the opposite side of the road, before you cross

You must push the button to stop the traffic

- When the traffic has stopped and the green  man signal is showing, you can start to walk across the road
- Keep looking and listening for traffic as you cross

Puffin crossing



- Puffin crossings are very similar to pelican crossings
- They have the green press  and red  man signals and a box with a button to press
- The green  and red  man signals are on a post beside you, where you are waiting to cross. There is no signal over the road

You must keep looking at the signal post to see when it is safe to cross

- Only cross on the green  man signal and always check that the traffic has stopped
- Keep looking and listening for traffic as you cross



Toucan crossing

- Toucan crossings have space for pedestrians and cyclists to go across the road at the same time
- As well as the green  man signal for pedestrians, there is a green cycle signal  for people on bikes
- You must push the button, like at a pelican crossing to stop the traffic
- Always check that all the traffic has stopped before crossing
- Keep looking and listening for traffic as you cross



Footbridge



- **Footbridges are designed so pedestrians can walk over the road on a bridge.**
- **If you see a footbridge, make sure you use it if you have to cross the road.**
- **Never throw anything from a footbridge as it is extremely dangerous and could cause a serious accident below.**



QUIZ TIME!

How well were you listening?!

Question 1

How are Pelican Crossings and Puffin Crossings similar?

Answer

They both have green and red signal men.

Question 2

What is it polite to do at a Zebra Crossing?

Answer

Smile and say thank you to the drivers.

Question 3

What should you NEVER do on a footbridge?

Answer

Throw anything off of it.

Question 4

Why should you never throw something
off a footbridge?

Answer

It is dangerous and could cause an
accident.

Question 5

Who can cross at a Toucan Crossing?

Answer

Pedestrians and cyclists.

Question 6

You mustn't cross a crossing until...?

Answer

Traffic has stopped.

Question 7

What should you be doing as you cross a road, using a crossing?

Answer

Looking and listening for traffic.



Thank you for listening!

Remember to stay safe on roads!

SAFETY AHEAD